



DGME Technical Guide For Foreign Student Registration Application

Table of Contents

Applicant Sign Up	2
Create An Application	7
Forget Password	15



Applicant Sign Up

- Applicants should go to this [link](#) for Signing Up in the System.

The screenshot shows the 'Applicant Registration Form' for the Directorate General of Medical Education (DGME). The form is titled 'Foreign Medical/Dental Student Application' and is part of the 'Applicant Registration Form'. It includes the following fields and buttons:

- FIRST NAME** (with an information icon)
- LAST NAME** (with an information icon)
- EMAIL ADDRESS** (with an information icon)
- COUNTRY** (with an information icon and a dropdown arrow)
- PASSPORT NO** (with an information icon)
- PASSWORD** (with an information icon)
- CONFIRM PASSWORD** (with an information icon)
- Register Applicant** (blue button)
- Log In** (blue button)

- Fill up the information accordingly,

First Name = Applicant's First Name.

Last Name = Applicant's Last Name.

Email Address = Applicant's own user email.

House 1, Avenue 1, Block D, Section 11, Mirpur.. Dhaka 1216. e-mail: info@activationltd.com, website: activationltd.com



Unique email is required

One Email can not be used twice.

Notifications, Verification and Password reset emails will be sent to this address.

Country = Applicant's Country of Residence

Passport No = Applicant's own passport no.

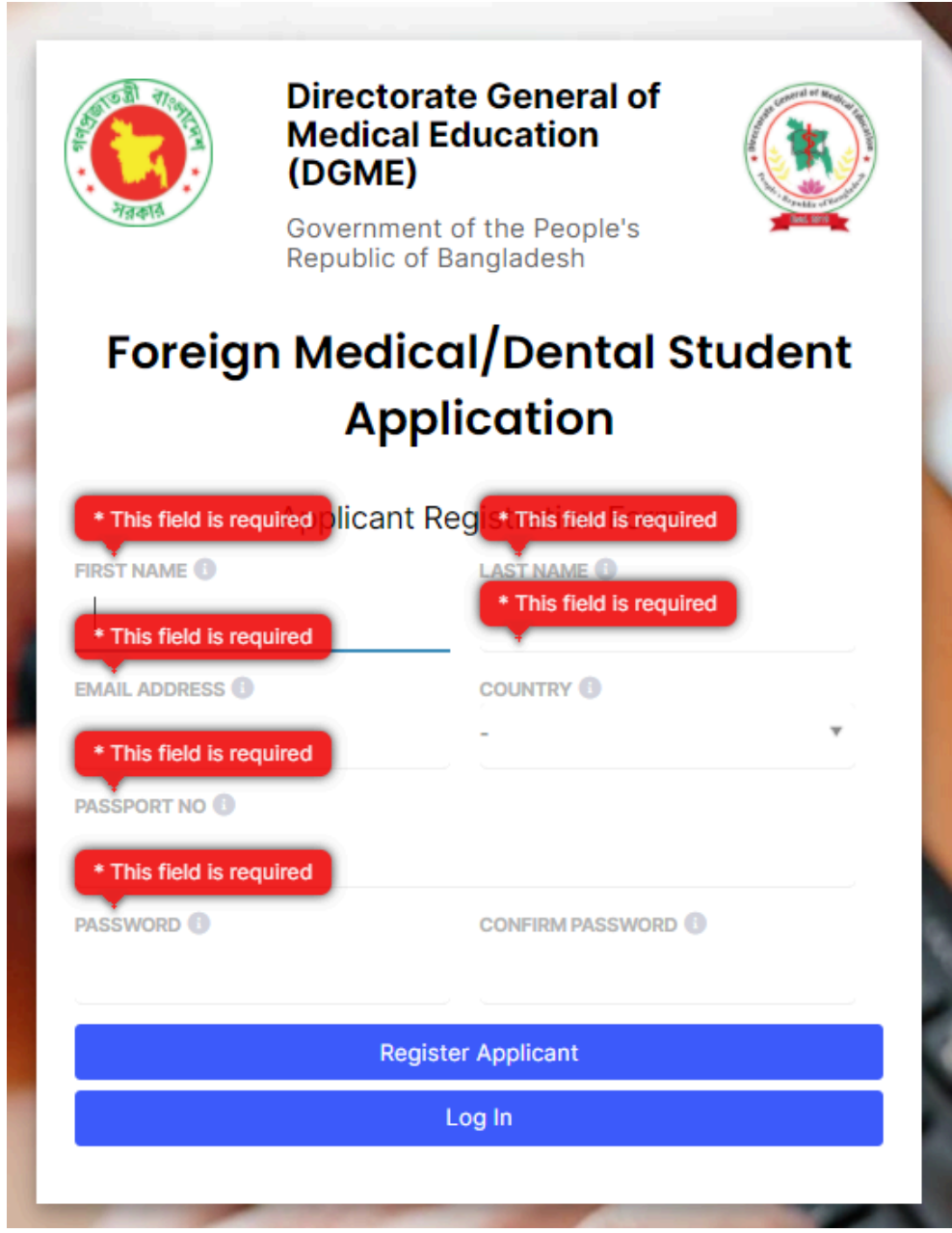
This same passport number has to be used when an application is being created.

Also the same passport's scan copy has to be uploaded for the application.

Password = Minimum 6 characters, a mixture of characters and numbers are allowed

Confirm Password = Must be the same as the password field.

- Click the Register Applicant button to register in the system.
- If there are any input errors it will be shown here



The screenshot shows a registration form for the Directorate General of Medical Education (DGME). The form includes fields for Applicant Registration, First Name, Last Name, Email Address, Country, Passport No, Password, and Confirm Password. Red error messages are displayed above several fields, indicating that they are required but empty.

**Directorate General of
Medical Education
(DGME)**
Government of the People's
Republic of Bangladesh

Foreign Medical/Dental Student Application

*** This field is required** Applicant Registration *** This field is required**

FIRST NAME ⓘ *** This field is required** LAST NAME ⓘ *** This field is required**

*** This field is required** EMAIL ADDRESS ⓘ COUNTRY ⓘ

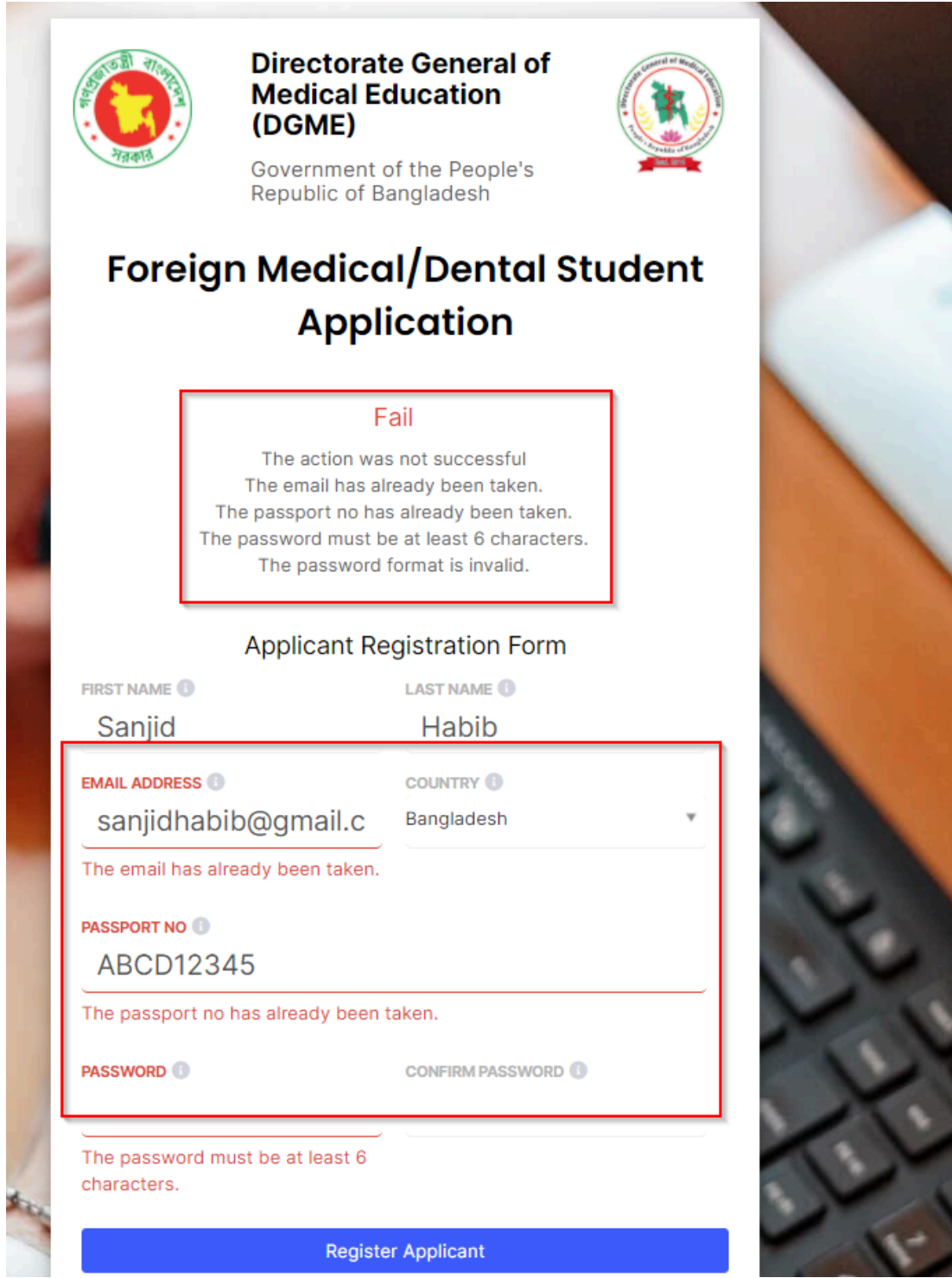
*** This field is required** PASSPORT NO ⓘ

*** This field is required** PASSWORD ⓘ CONFIRM PASSWORD ⓘ

Register Applicant

Log In

- For validation errors will be shown in the message, "Fail" would be shown at the top and the errors will be written in the following.



- If the form is submitted properly users will get this message

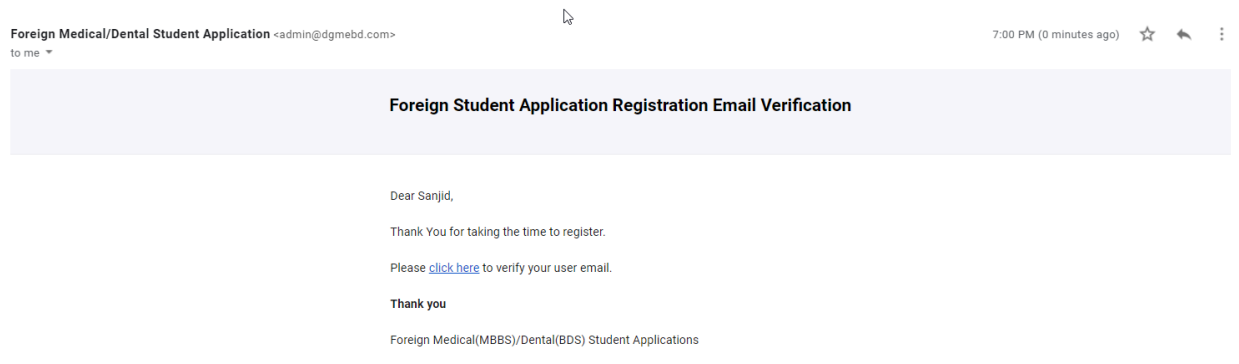
House 1, Avenue 1, Block D, Section 11, Mirpur.. Dhaka 1216. e-mail: info@activationltd.com, website: activationltd.com



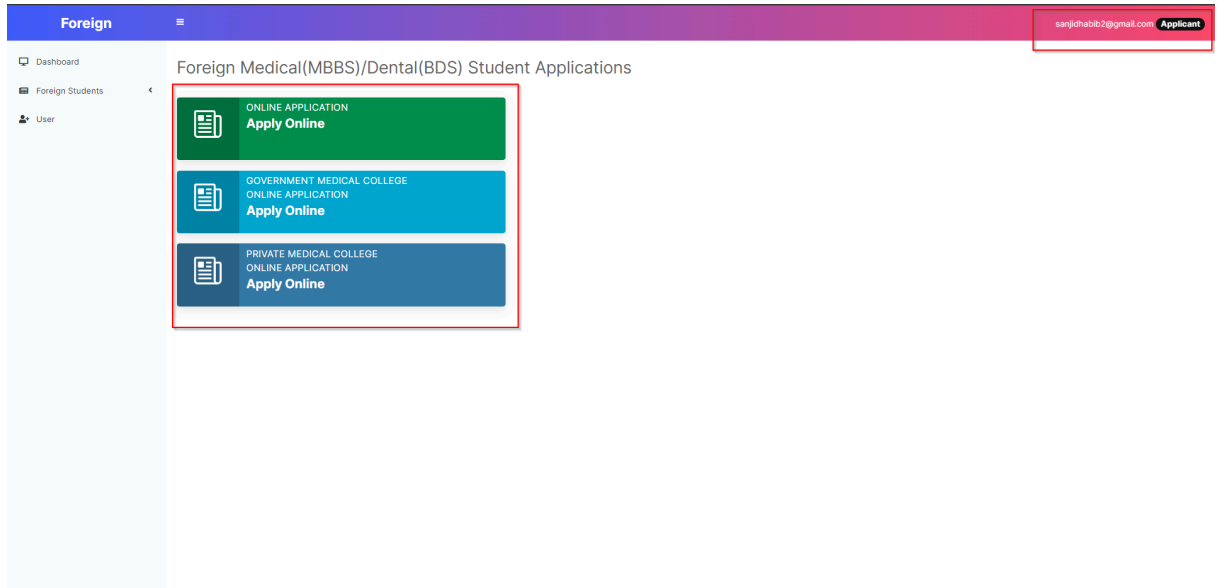
“Verify Your Email and Login”

The screenshot shows the login interface for the Directorate General of Medical Education (DGME). At the top, there are two logos: the national emblem of Bangladesh on the left and the DGME logo on the right. The text reads "Directorate General of Medical Education (DGME)" and "Government of the People's Republic of Bangladesh". The main heading is "Foreign Medical/Dental Student Application". Below this, a green "Success" message states "Verify your email and log in." There are two input fields: "Username (Email Address)" with a person icon and "Password" with a lock icon. A "REMEMBER ME" checkbox is present. A blue "Login" button is at the bottom, with a link for "Forgot Your Password?" and a grey "Applicant Sign Up" button below it.

- Please check your email, A verification email is sent to the user’s email. Click on the link to verify your email.

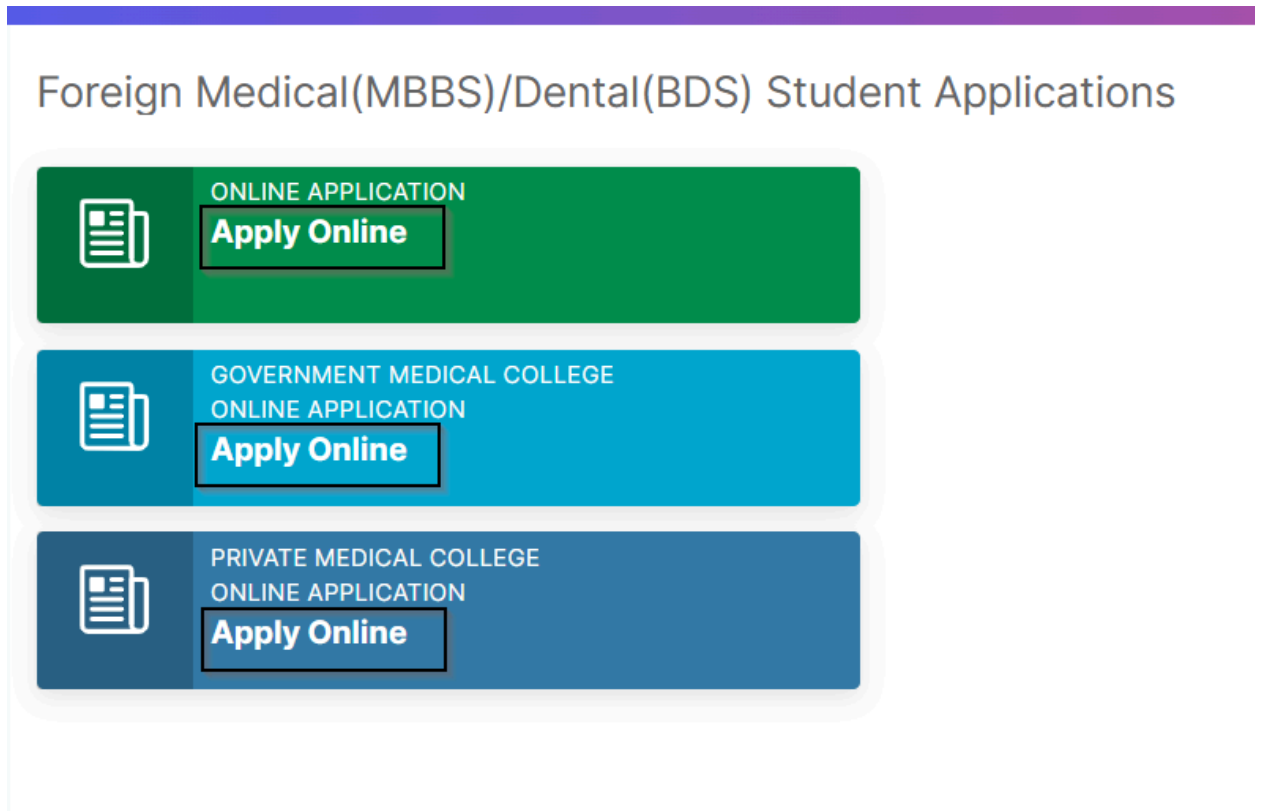


- If email is not sent please try to login again with your credentials and request another verification link.
- After clicking it will automatically let you sign in the Application. You will see this screen.



Create An Application

- To create an application click on the following button





- The Application form will be opened. Fill the necessary information to begin and press next.

Create New Foreign student application

Name of the course to which admission is sought

COURSE GOVERNMENT/PUBLIC INSTITUTE IS SAARC?

Applicant Info

NAME STUDENT EMAIL

STUDENT MOBILE NO



Course - Choose your desired course, available options “MBBS” and “BDS”

GOVERNMENT/PRIVATE INSTITUTE - Chose your preferable institute, Government or Private

IS SAARC? - If you are applying from a Saarc country select “Yes”, otherwise select “No”

NAME - Applicant’s Full Name

STUDENT EMAIL - Applicant’s Email Address (Should match with the signed up user email)

STUDENT MOBILE NO - Applicant’s Contact Number. (Use the country code at the beginning)

- The total form will be available after clicking next and an email will be sent to the user about an application being created with status “Draft”

Foreign Student Application | Application Status Changed

Dear Sanjid,

The status for your application on - [MBBS](#) course has been changed to Draft.

Please [click here](#) to view it.

Thank you

Foreign Medical(MBBS)/Dental(BDS) Student Applications

- Complete the total form with necessary information. Users can save the form any House 1, Avenue 1, Block D, Section 11, Mirpur.. Dhaka 1216. e-mail: info@activationltd.com, website: activationltd.com



time.

Foreign student application + ≡

Name of the course to which admission is sought

COURSE: MBBS | GOVERNMENT/PUBLIC INSTITUTE: Private | IS SAARC?: Yes

Applicant Info

NAME: Sanjid Habib | STUDENT EMAIL: sanjidhabib2@gmail.com

STUDENT MOBILE NO: 8801670476330

FATHER'S NAME: | MOTHER'S NAME: |

FULL ADDRESS TO WHICH COMMUNICATION MAY BE SENT: |

DATE OF BIRTH: | COUNTRY OF BIRTH: | PLACE OF BIRTH: |

COUNTRY OF DOMICILE: | PLACE OF DOMICILE: |

NATIONALITY: |

PASSPORT NO: |

Most of the fields are self explanatory.

For

COUNTRY OF DOMICILE = If "IS SAARC?"= yes, then this will be limited to SAARC countries.

Passport No = Make sure the entered passport number matches the signed in user's passport number.

HAVE PREVIOUS APPLICATION? = Possible answer "Yes/No". If yes there will be another field where users need to input the details of the user's last application.

PROPOSED MODE OF FINANCING STUDY = Possible answers

"Own Fund"

"Scholarship awarded by candidate's own Government"

"Scholarship to be awarded by Bangladesh Government"

"Other"

If Other is selected then there will be another field where the user needs to address the details

- Users need to provide details for their examinations.
Examinations will start from O Level or equivalent to A level or equivalent.
This section will be used for providing the information.



Beginning with Matriculation/O Level or equivalent examinations list your examinations

SHOW 10 ▾ ENTRIES

ID	TYPE	EXAMINATION	PASSING YEAR	SUBJECTS	CERTIFICATES
----	------	-------------	--------------	----------	--------------

No data available in table

Showing 0 to 0 of 0 entries

Proficiency Of Language

SHOW 10 ▾ ENTRIES

ID	LANGUAGE	READING	WRITING	SPEAKING
----	----------	---------	---------	----------

No data available in table

Showing 0 to 0 of 0 entries

- Clicking Add examination will open up a new form for exam informations

O LEVEL/ A LEVEL EQUIVALENT - Available Options

“O Level/Different Grading System Or Equivalent” - Minimum of One entry of this type is required for the application

“A Level Or Equivalent” - Minimum of One entry of this type is required for the



application

EXAMINATION - Name of the examination (Must match the upload copy)

PASSING YEAR - For type

“O Level/Different Grading System Or Equivalent” - Minimum Year Should be 2017 and Maximum is 2019

“A Level Or Equivalent” - Minimum Year Should be 2020 and Maximum is 2021

SUBJECTS TAKEN - List the subjects that you have completed.

CERTIFICATE - Name of the certificate (Must match the upload copy)

- Clicking Add Language Proficiency will show this form

Language - Right the language name you want to give your proficiency to.

Reading/Writing/Speaking - Options are High/Average/Low

Students must have at least one Language proficiency for the application.

- Payment transaction id - This is the transaction number or the memo number which must be uploaded in the application.



Payment Info

PAYMENT TRANSACTION ID

Transaction Id from the Payment Memo

STATUS: Draft SUBMITTED AT: []

→ Click to Submit the Application

Applicant's Picture upload

Upload one or more files

-OR- Drop files here

Applicant's Signature upload

Upload one or more files

-OR- Drop files here

Applicant's Passport upload

Upload one or more files

-OR- Drop files here

Confirmed Payment Document upload

Upload one or more files

-OR- Drop files here

Applicant's O Level/Different Grading System Or Equivalent Certificate upload

Upload one or more files

-OR- Drop files here

- Before Submitting, Please upload the necessary documents shown in the picture. All documents should be in PDF format. With Maximum Size of 1 MB. These documents will be validated when the application is being processed.
- To submit the application Click the Submit button, it will give a pop up message. "Please confirm the declaration. Once submitted the application can be edited in the next 24 hours only."
The Application would be locked after 24 hours of Submission.



Please confirm the declaration.
Once submitted the application can be edited in the next 24 hours only.

[Close](#)

STATUS	SUBMITTED AT
Submitted	

Declaration

I, thereby, declare that particulars given and documents submitted above are true and valid to the best of my knowledge. I also declare that I shall fully abide by the rules and regulations of the institutions, country and any decisions of Authority of the institution to which I may be admitted. I furthermore declare that if any of the submitted documents found false or tempered, the application will be cancelled

Applicant's Picture upload

Upload one or more files

[Upload](#) -OR- Drop files here

Applicant's Signature upload

Upload one or more files

[Upload](#) -OR- Drop files here

Applicant's Passport upload

Upload one or more files

[Upload](#) -OR- Drop files here

Confirmed Payment Document upload

Upload one or more files

[Upload](#) -OR- Drop files here

[Submit](#)

- Check the declaration and fill up the necessary fields to Submit the Application.
- You will receive an error if any information is missing from the Application.



Error - The action was not successful

Failed to update Foreign student applications (3)

The payment transaction id field is required.

The applicant father name field is required.

The applicant mother name field is required.

The communication address field is required.

The dob field is required.

The dob country id field is required.

The dob address field is required.

The domicile country id field is required.

The domicile address field is required.

The nationality field is required.

The applicant passport no field is required.

The applicant passport issue date field is required.

The applicant passport expiry date field is required.

The legal guardian name field is required.

The legal guardian nationality field is required.

The legal guardian address field is required.

The emergency contact domicile name field is required.

The emergency contact domicile address field is required.

The financing mode field is required.

Close

- After Successful Submission An email will be sent to the user.



- Users will have 24 hours until the application is locked.
If any edits have to be made, users have to do it by this time.
- To print a copy of the application click here,



Foreign student application + ☰

[Print](#)

Name of the course to which admission is sought

COURSE: MBBS GOVERNMENT/PRIVATE INSTITUTE: Private IS SAARC?: Yes

Applicant Info

NAME: Sanjid Habib STUDENT EMAIL: sanjidhabib2@gmail.com

STUDENT MOBILE NO: 8801670476330

FATHER'S NAME: Test Father MOTHER'S NAME: Test Mother

FULL ADDRESS TO WHICH COMMUNICATION MAY BE SENT: Test

DATE OF BIRTH: COUNTRY OF BIRTH: PLACE OF BIRTH:

[Print This Page](#)



Directorate General of Medical Education (DGME)
Government of the People's Republic of Bangladesh



Summary of Foreign Student Application



Name of the course for which Admission is sought -	MBBS
Application ID -	3
Application Status -	Submitted
Application Date -	27-02-2022 14:52:11
Student Name -	Sanjid Habib
Student E-mail -	sanjidhabib2@gmail.com
Nationality -	Nepali
Passport No -	TestingWithPassport
Emergency Contact Name (Bangladesh) -	
Emergency Contact Name (Domicile) -	Test

Thank you, We have received your Application for MBBS Course in Bangladesh.

Forget Password

- To recover the account the user must click here.



Directorate General of
Medical Education
(DGME)
Government of the People's
Republic of Bangladesh

Foreign Medical/Dental Student Application

Username (Email Address)

Password

REMEMBER ME

Login

[Forgot Your Password?](#)

Applicant Sign Up

- This will open a new form, where the registered email should be provided.

Directorate General of
Medical Education
(DGME)
Government of the People's
Republic of Bangladesh

Foreign Medical/Dental Student Application

Password Reset

EMAIL

Send Password Reset Link

- Fill the email and click Send Password Reset Link.
- An email will be sent to set up a new password to the registered email.



Foreign Medical/Dental Student Application <admin@dgmebd.com>
to me ▾

3:16 PM (0 minutes ago) ☆ ↶ ⋮



Directorate General of Medical Education (DGME)
Government of the People's Republic of Bangladesh



Reset password

You are receiving this email because we received a password reset request for your account.

[Reset Password](#)

<https://students.dgme.gov.bd/password/reset/b090e03ebae9f86ac7c540ed38fd1bd171e9f18cfedd5f89536d5c94be279867email=sanjidhabib2%40gmail.com>

This password reset link will expire in 60 minutes.

If you did not request a password reset, no further action is required.